

LEVEL ONE

Collect the coin in the tree before entering the hut. After you come out of the hut, jump on top and collect three coins (jump above the door's left edge). Jump against the wall next to drinks shop/bar and collect a bag of coins. Collect your egg timer.

To kill Death, stand in the centre and stab him as he swoops down towards you. Kill the snake and then collect a heart by jumping around the trunk of the last tree.



Wonderboy In Monsterland

LEVEL TWO

Climb onto the platform where the boot shop is, but try not to enter the shop. Jump off to the right to where the edge of the house is to collect a coin. Move up the platforms to the shield shop. Stand on the far right of the ledge and jump off to the right to collect a bag of coins near where the roof drops down. If you leap off to the left, there is a coin in the cloud.

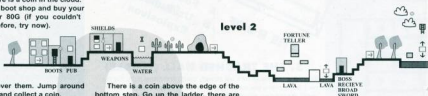
Return to the boot shop and buy your leather boots for 80G (if you couldn't find the coins before, try now).

Jump onto the platform above the water and collect the egg timer. Leap off but watch for arrows - jump over them. Jump around the small cactus and collect a coin.

Enter the cave, jump up at the edge of the second but bottom step and collect a coin. Knock on the indicated door and obtain your scroll for Catherine.

To get your sword, enter the final door and walk towards the centre of the screen avoiding the fireballs. Stab King Vampire as he comes towards you. Jump on top of this hut and collect three coins. Once you return from the cave and move across the water, you can get healed if you need to.

Cute as pie but tough as hell? That appears to be the verdict on Super Wonder Boy in Monster Land. 'Sup Won Bo I Mon Lan' for short (quick, call the doctor - Ed). Blow me if we haven't gone and printed the complete player's guide below - and if you still have problems, give up



There is a coin above the edge of the bottom step. Go up the ladder, there are

three coins in the cloud to the left. Jump onto the other platform and collect the egg timer. Once you are across the gap, there is a coin in the tree.

To kill Master Myconid it's best to run at him, jump and stab. Repeat this method again and Myconid should die.

key

HEART	SECRET DOOR
BAG OF GOLD	VISIBLE DOOR
EGGTIMER	GOLD
LADDER	END OF ROUND

LEVEL THREE

Proceed along the level and collect a coin just in front of the candle before the spikes. Jump across the spikes, wait next to the final pair of spikes for the eel whips (red ghosts) to come towards you. Run underneath the one on the left and climb up the ladder. Proceed up to the next screen after killing the Malkonid (walking mushroom) and the snake.

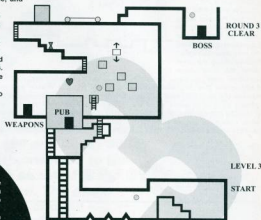
On the next screen, jump at the right edge of the ladder platform to obtain a coin. Jump across to the candle, and you should find a heart around here.

Go into the magic store twice, each time buy five fireballs. Try to avoid using the Magic, as you need as much as possible for the final dragon!

Proceed up to the next section. If you jump off the moving platform to the right, you'll find another coin. Collect your egg timer (half way up the stairs) and climb up the ladder. Buy your light armour for 60G. Jump off the platform to collect a coin (just before the knight's door).

To kill the Red Knight, stab him as he is about to stab/jump on you.

level 3



Collect the bags of money that can be found on most of the platforms. Collect a coin by jumping up at the left edge of the little island with the crab.

On the moving platform if you jump in the correct place, you receive a bag of money. In the coastal town of Baraboro, buy your heavy armour for 100G.

Catherine lives above the bar next to the shield shop. See her to obtain your flute. At the edge of the houses, jump - there is a bag of money there.

Return to the shield shop and buy your knight shield for

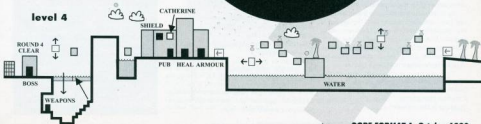
LEVEL FOUR

120G. Using the spring in the rock, jump onto the cloud and collect your three coins (left hand cloud). Jump over the water and kill Kurachen.

To defeat the squid, approach him while avoiding the fireballs. Jump and stab him. It's easier to attack him from behind. After killing him go back and drop down into the water, purchase 10 fireballs from the store. Return and kill Kurachen again (try and use your sword). Collect the money then the big heart, finish the level and you should receive a 10,000 point bonus!



level 4



LEVEL FIVE

Collect the coin in the first tree and the bag of coins in the third tree after the bar. Proceed along the level, but jump over the well. Stand on the edge and jump to collect a coin. Next, bravely drop down the well.

Proceed along the level and enter the door where the question mark appears. Approach Giant Khong and stab him. If he moves, go after him and keep stabbing. This way you should be able to avoid all of the rocks that he throws. Assuming you're still alive, collect the bag of coins from on top of the armour shop.

level 5

In the Mam Desert buy two 28G drinks from the bar and receive your note for Betty. Jump across the water and kill the first goblin. After him, block the first arrow then jump over the next one: you should now be able to go along the level killing the goblins and collecting the money.

Return to the pit to collect the key. Getting out of the pit is tricky so time the jumps well. To kill the last flying creature. Stand on the left where the ground is raised. Once out of the pit, you can kill all of the goblins again and receive all the money again. Now enter the Pyramid.

level 6

SPIKES

LEVEL SIX

Carefully jump across all the platforms killing coin collectors to receive bags of money. Once you have travelled up the sinking stars to the end of the screen, don't go off. Just walk onto the last platform, walk across and jump onto the fixed platform. Buy 10 fireballs here. Exit the screen.

In the next part, kill the snakes and jump across the gap to collect three bags of money. Proceed along this level, jump across and kill Rohpah (the plant). If you need to, get healed. Drop off this level to the left, just before the spikes, jump and about eight coins can be collected.

Jump across the gap and kill the snakes and the rat. Return and drop down the gap. Jump across to the right and buy your ceramic boots if you have enough for them (the ceramic boots are often better than the legendary boots).

Exit the store and jump back across the gap. Proceed along and jump onto the platform with the door above the spikes. Buy two 15G drinks, but take notice of what Betty says when you buy your second drink. What she says is a clue for defeating the sphinx.

If he likes green diamonds
Baseball is the answer
If he has new shoes
Jogging is the answer

POKE POINT

The following two pokes don't require the Cyberhack base listing so just type in either one, RUN 'EM and load each game when prompted as before.

SHADOW WARRIOR

Infinite energy and time...

10 REM ESCAPE FROM THE PLANET OF THE ROBOT MONSTERS HACK BY JIM BLACKLER
20 SYS 62806:FORA=512T0532: READ Z: POKE A, Z: NEXT: POKE 691, 2
30 DATA 169, 96, 141, 40, 4, 32, 0, 4, 169, 165, 141, 112, 135, 169, 173, 141, 199, 121, 76, 0, 8

If he has many clubs
Golf is the answer
If he has got strange glasses
Missile Defence is the answer
If he has had a ride
Afterburner is the answer
If he is on a diet
No dinner is the answer
If a chicken went missing
Fried chicken is the answer

And if you get the question wrong (dummy!) you can still defeat the sphinx with your sword and magic.

ESCAPE FROM THE PLANET OF THE ROBOT MONSTERS

Infinite bombs and lives for both players, no less...

10 REM ESCAPE FROM THE PLANET OF THE ROBOT MONSTERS HACK BY JIM BLACKLER
20 SYS 62806: FOR A=564 TO 59 : READZ: POKE A,Z: NEXT: POKE 717, 2
30 DATA 169, 96, 141, 92, 3, 32, 52, 3, 169, 173, 141, 88, 168, 141, 25, 56, 169, 240, 141, 225
40 DATA 166, 141, 245, 170, 169, 3, 141, 226, 166, 141, 246, 170, 76, 0, 128

Although we're all superb games players and could quite easily write the hint and tips ourselves, we're also incurably lazy. We'd be utterly grateful if you could send us your own POKES, cheats and tips etc. and we'll send you a little something to show our undying gratitude: Commodore Format Tips, 30 Monmouth St, Bath, Avon BA1 2BW is the address to send them to. That's yer lot for this month, folks.